



**Welcome to the CTCL Spotlight for
Tuition Exchange Families!**

What to expect

Today's session will give you a chance to **explore** your college options and hear from several member schools about how they **structure** their TE scholarship.

What to expect

Registrants will receive a copy of the **slide deck**, a link to a **recording** of the presentation and **contact information** for the college representatives and presenters.

What to expect

For an **in-depth overview** of the TE application and awarding process, view our **Fall Family Webinar: Winning Strategies for Tuition Exchange Scholarships**

https://www.youtube.com/watch?v=Oq_n6tjjgds



Agenda

Introducing CTCL – 5 minutes

Ann Marano, Executive Director

Lightning Round 1 – 20 minutes

Lightning Round 2 – 20 minutes

Wrap-up – 5 minutes



Our mission: To make education more affordable for member families



700+
Member
Institutions

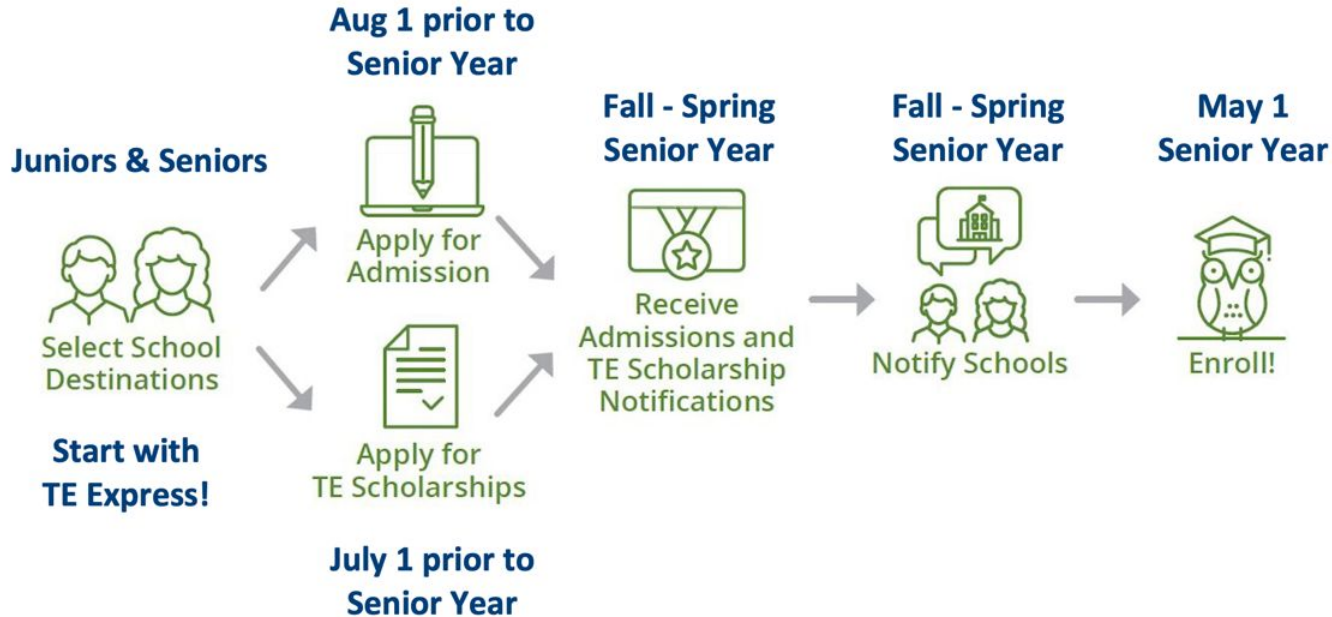


7,800+
TE
Scholars



\$328M
In Financial
Assistance

TE Timeline: July 1 is official kickoff!



CTCL

COLLEGES THAT CHANGE LIVES

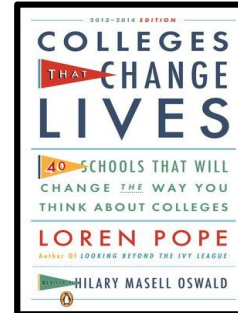

CTCL is a non-profit organization dedicated to the advancement and support of a student-centered college search process. We support the goal of every student finding a college that develops a lifelong love of learning and provides the foundation for a successful and fulfilling life beyond college.

From the Book to the Organization

Colleges That Change Lives

CTCL BY THE NUMBERS

- 1996: Loren Pope's book published
- 1998: Schools start traveling together
- 2006: Incorporated as a non-profit
- 2024: 2 new member institutions join
- 2025: 1 new member institution joins
- 45 institutions across 24 states
- Average enrollment: ~1520



COMMON CHARACTERISTICS

- Liberal Arts Focus
- Faculty Who Teach
- Residential
- Holistic Admission Review
- Experiential Learning

Colleges That Change Lives

Member Institutions

Agnes Scott College
Allegheny College
Antioch College
Austin College
Bard College
Beloit College
Centre College
Clark University
Cornell College
Denison University
DePauw University
Earlham College
Eckerd College
Emory & Henry University
The Evergreen State College

Goucher College
Guilford College
Hampshire College
Hendrix College
Hillsdale College
Hiram College
Hope College
Juniata College
Kalamazoo College
Knox College
Lawrence University
McDaniel College
Millsaps College
Oberlin College
Ohio Wesleyan University

Reed College
Rhodes College
Saint Mary's College of CA
Southwestern University
St. John's College (MD/NM)
St. Olaf College
University of Lynchburg
University of Puget Sound
University of Redlands
Ursinus College
Wabash College
Wheaton College (IL)
Whitman College
Willamette University
College of Wooster

FULBRIGHT PRODUCERS 2024 - 2025

Agnes Scott College

Bard College

Beloit College

Centre College

Cornell College

Denison University

Earlham College

Hampshire College

Hendrix College

Hope College

Juniata College

Kalamazoo College

Lawrence University

Millsaps College

Oberlin College

Ohio Wesleyan University

Reed College

Rhodes College

Southwestern University

St. Olaf College

University of Puget Sound

Ursinus College

Wabash College

Wheaton College (IL)

Whitman College

Willamette University

College of Wooster

...the American practice of judging colleges by the academic records of the high school seniors they pick is like judging the quality of hospitals by the condition of the patients they admit.

What happens during the stay is what counts.

Loren Pope

Author, *Colleges That Change Lives*

Lightning Rounds


Round One

- Cornell College
- Rhodes College
- Juniata College
- University of Puget Sound

Round Two

- Hillsdale College
- Lawrence University
- Ohio Wesleyan University
- Southwestern University

Welcome to Round One!



Cornell
College



Rhodes College
—1848—



Juniata College
PENNSYLVANIA
♦ 1876 ♦




UNIVERSITY of
PUGET
SOUND

TUITION
EXCHANGE •

Opening doors
since 1954.

1

COURSE AT A TIME ON
THE BLOCK PLAN



Cornell College




One Course At A Time

18

DAYS PER BLOCK,
WITH A 4-DAY BREAK
BETWEEN BLOCKS

The Hilltop



94%

OF THE CLASS OF 2024
WHO SOUGHT
EMPLOYMENT ARE
EMPLOYED

8

COURSES PER YEAR,
THE SAME AS ON THE
SEMESTER SYSTEM

ACADEMIC MERIT SCHOLARSHIP

\$35,000–42,000 USD
PER YEAR

A PLACE LIKE NO OTHER



Rhodes College

MEMPHIS, TENNESSEE

Approximately

1,800

Students Represent

46 & 58

States

Countries

70%

Complete at Least
One Internship

66%

Study or Intern
Abroad or at
Off-Campus Sites
in the U.S.

9:1

Student-to-Faculty
Ratio

70+

Majors, Minors, and
Academic Programs

99%

of 2023 Graduates
are Employed, Attend
Graduate/Professional
School, or Volunteer
Full-Time

rhodes.edu

Juniata College

1200+

undergraduate students

10%

international students

2 academic advisors
per student

<20 students
in most classes

11:1

student/professor ratio

3,648

combinations of P.O.E.'s
and secondary emphases

100% of students receive
financial aid

95%

of seniors participate in
hands-on learning opportunities,
including internships, study abroad,
and research.

1200+ courses in more than
50 areas

10:1 student to faculty
ratio

1700 students

35 miles from
Seattle



4 Star Campus
Pride index



Welcome to Round Two!



HILLSDALE COLLEGE

PURSuing TRUTH · DEFENDING LIBERTY SINCE 1844



LAWRENCE
UNIVERSITY



SOUTHWESTERN
UNIVERSITY

Ohio
Wesleyan
University

TUITION
EXCHANGE•

Opening doors
since 1954.

An aerial photograph of Hillsdale College campus during the golden hour of sunset. The central building is a large, ornate structure with a prominent clock tower and a dome. To its left is a church with a cross on its roof. To the right is another large building. The campus is surrounded by lush green trees, and a winding path leads through the grounds. The sky is a warm, hazy orange.

*Developing Minds.
Improving Hearts.*



HILLSDALE COLLEGE

HILLSDALE.EDU



LAWRENCE UNIVERSITY

APPLETON, WI

1,500

*students;
12% international
25% students of color*

3

*campuses in
Appleton, Door
County, and London*

8:1

*student-to-faculty
ratio*

98%

*living on campus
all four years*

100+

*student clubs &
organizations*

24

*NCAA Division III
athletics teams*

99%

*placement
within 6mo.
of graduation*

100%

*Institutionally-
demonstrated
need met for
WI/L residents*



Ohio
Wesleyan
University

2025-2026 Highlights

BOLDNESS, KINDNESS, & INNOVATION



Largest class of
incoming
students in
17 YEARS

& Largest transfer class
in 183 years



Palmer Center for
**FIRST
GENERATION**
Student Success



\$50 MILLION
John F. Milligan
Library

World-class, immersive
learning, creative arts hub
Opening in 2027



Conrades School Of
ENGINEERING
&
Mechanical
Engineering Major



Grand Opening of
OWU's Student Hub
The 1842

Featuring duckpin bowling,
billiards, outdoor courts,
pub food, & more!



SOUTHWESTERN UNIVERSITY

1ST College in Texas, Founded in 1840

25
miles north of Austin, TX

11:1
student-faculty ratio

89%
of students graduate
in four years

20
Division III Sports &
Outdoor Adventure

Top **100**
Liberal Arts College
(U.S. News & World Report)

1,500
undergraduate students

16
average class size

97%
of students from the class
of 2024 are employed or in
graduate school within 10
months of graduation

99%
of students receive merit
or need-based assistance

Top **50**
Green Colleges
(The Princeton Review)



Time for the Wrap Up!



Finding the YES

- **YES to colleges that welcome the “multi-decided” student.**
- **YES to colleges that prepare you for every career – even the ones that don’t exist yet.**
- **YES to colleges that want you to play soccer, and the tuba, and lead the chess club.....!**
- **YES to colleges that have holistic admissions reviews and get to know YOU!**
- **YES to colleges with healthy endowments who offer scholarships!**
- **YES to Colleges That Change Lives!**

Return on Experience

What value are you getting?

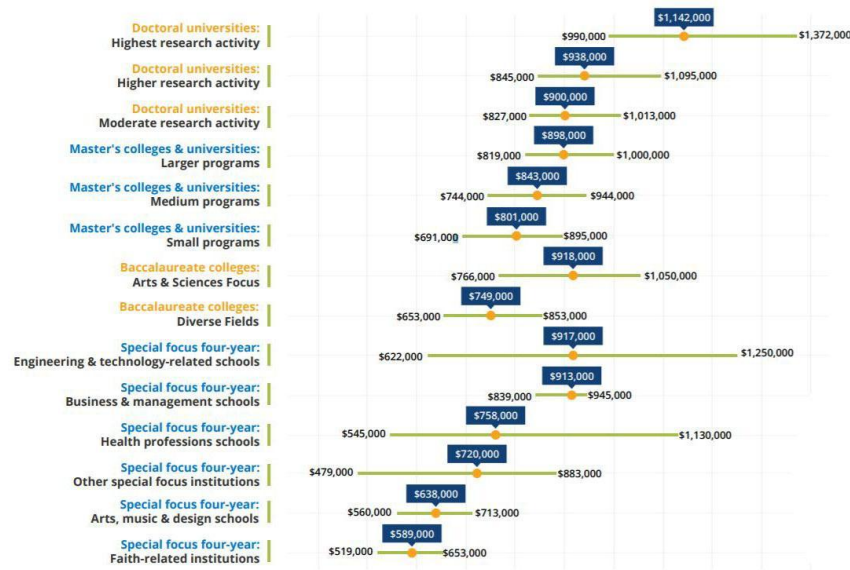
- **Small classes & personal attention**
- **Student support & resources**
- **Access to wide range of co-curricular activities**
- **Personal Board of Directors and Mentors**
- **Ability to curate highly individualized undergraduate career**

Book recommendation *The Price You Pay for College*, Ron Lieber (NYT)

Long Term Return on Investment

How do students who attend the 200+ liberal arts colleges in the United States actually fare financially once they enter the labor force?

- “The median ROI of liberal arts colleges is nearly \$200,000 higher than the median for all colleges.”
- “...the 40-year median ROI of liberal arts institutions (\$918,000) is close to those of four-year engineering and technology-related schools (\$917,000), and four-year business and management schools (\$913,000).”



Source: Georgetown University Center on Education and the Workforce, *ROI of Liberal Arts Colleges: Value Adds Up Over Time, 2020*

COLLEGES THAT CHANGE LIVES

DISTINCTLY DIFFERENT LIBERAL ARTS & SCIENCES COLLEGES

2026 INFORMATION SESSIONS & COLLEGE FAIRS

March 07	Boston
March 08	New York
March 09	Philadelphia
March 10	Washington D.C.
July 25	Seattle
July 26	Portland
July 27	San Francisco
July 28	San Jose
July 29	San Diego

July 30	Los Angeles
August 08	Chicago Southwest
August 08	Chicago Northwest
August 09	Minneapolis
August 10	Denver
August 11	Salt Lake City
August 15	Houston
August 15	Austin
August 16	Dallas

EVENT DETAILS & REGISTRATION

ctcl.org/info-sessions/



Stay Connected!



Ann Marano
Executive Director
ann.marano@ctcl.org

www.ctcl.org

Facebook & LinkedIn: [Colleges That Change Lives](#)

Instagram: [ctclcolleges](#)

Resources for TE Families

- **Family Webinars** - Join us on Feb. 24, Mar. 9, Apr. 13
<https://tuitionexchange.org/family-webinars/>
- **TE Express** - School search platform
<https://search.tuitionexchange.org/college/search/>
- **Family FAQs**
<https://tuitionexchange.org/student-faqs/>



Thanks for coming!

